



District Report Card: 2017


State: Tripura	District: West Tripura
Class: 3	Subject: Language
Schools: 60	Students: 1191


Participation/Coverage


Students

GENDER 	Boys		Girls	
	Number	%	Number	%
	574	48.19	617	51.81

AREA 	Rural		Urban	
	Number	%	Number	%
	505	42.40	686	57.60

CATEGORY 	SC		ST		OBC		GEN	
	Number	%	Number	%	Number	%	Number	%
	431	36.19	138	11.59	302	25.36	320	26.87

CWSN 	LD	VI	HI	S&LD	ID	Oth
	1	1	0	0	3	0

Management 	Government		Government-aided	
	Number	%	Number	%
	1094	91.86	97	8.14

Average Performance of Students in Language (%)

Overall	Gender		Area		Management		Social Group			
	Male	Female	Rural	Urban	Govt.	Aided	SC	ST	OBC	GEN
64.43	62.49	66.25	62.28	66.02	63.58	74.02	62.82	65.02	64.33	66.46

Performance on Learning Outcomes (LOs)

Learning Outcomes	Description	Average Performance(%)
L304	Reads small texts with comprehension i.e., identifies main ideas, details, sequence and draws conclusions	65.59
L312	Reads printed scripts on the classroom walls: poems, posters, charts etc.	62.12

Range of Performance of Students who Answered Correctly							
Below 30%		30% - 50%		50% - 75%		Above 75%	
Number	%	Number	%	Number	%	Number	%
112	9.40	207	17.38	439	36.86	433	36.36

Lowest Performing Learning Outcomes (LOs)

1 - Reads printed scripts on the classroom walls: poems, posters, charts etc. (62.12)

2 - Reads small texts with comprehension i.e., identifies main ideas, details, sequence and draws conclusions (65.59)